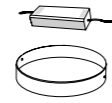


1 X HUGO MAIN  
electrified module  
CE IP 20



HUGO SIDE  
up to 6 pieces  
CE IP 20

1 X CEILING ROSE  
AND POWER SUPPLY  
(variable sizes)



CONNECTION CABLES  
30 cm (11-3/4")  
up to 6 pieces

PRODUCT / PRODOTTO	DIMENSIONS / MISURE	COLOUR / COLORE	CODE / CODICE
<b>ARCHITECTURAL SYSTEM 2</b> LED: 40W - 100-240Vac/24Vdc 7.000 lumen - 3000 Kelvin (4000 Kelvin upon request) <b>Dimmable with:</b> PWM, 0-10 <b>Made of:</b> Lentiflex® <b>Weight:</b> net Kg 2,6 - gross Kg 4,4 <b>Package:</b> A 114 x 16 x h 16 cm (X2) B 44 x 26 x 6,5 cm		<input type="checkbox"/> PRISMA <input type="checkbox"/> WHITE	HUGSSS2PRS01TAR000EU HUGSSS2WHT01TAR000EU
<b>ARCHITECTURAL SYSTEM 3</b> LED: 60W - 100-240Vac/24Vdc 10.500 lumen - 3000 Kelvin (4000 Kelvin upon request) <b>Dim. with:</b> PWM, 0-10 or Potentiometer <b>Made of:</b> Lentiflex® <b>Weight:</b> net Kg 4,4 - gross Kg 6,8 <b>Package:</b> A 114 x 16 x h 16 cm (X3) B 44 x 26 x 6,5 cm		<input type="checkbox"/> PRISMA <input type="checkbox"/> WHITE	HUGSSS3PRS01TAR000EU HUGSSS3WHT01TAR000EU
<b>ARCHITECTURAL SYSTEM 4</b> LED: 80W - 100-240Vac/24Vdc 14.000 lumen - 3000 Kelvin (4000 Kelvin upon request) <b>Dim. with:</b> PWM, 0-10 or Potentiometer <b>Made of:</b> Lentiflex® <b>Weight:</b> net Kg 5,8 - gross Kg 9 <b>Package:</b> A 114 x 16 x h 16 cm (X4) B 44 x 26 x 6,5 cm		<input type="checkbox"/> PRISMA <input type="checkbox"/> WHITE	HUGSSS4PRS01TAR000EU HUGSSS4WHT01TAR000EU
<b>ARCHITECTURAL SYSTEM 5</b> LED: 100W - 100-240Vac/24Vdc 17.500 lumen - 3000 Kelvin (4000 Kelvin upon request) <b>Dim. with:</b> PWM, 0-10 or Potentiometer <b>Made of:</b> Lentiflex® <b>Weight:</b> net Kg 6,8 - gross Kg 10,7 <b>Package:</b> A 114 x 16 x h 16 cm (X5) B 44 x 26 x 6,5 cm		<input type="checkbox"/> PRISMA <input type="checkbox"/> WHITE	HUGSSS5PRS01TAR000EU HUGSSS5WHT01TAR000EU

PRODUCT / PRODOTTO	DIMENSIONS / MISURE	COLOUR / COLORE	CODE / CODICE
<b>ARCHITECTURAL SYSTEM 6</b> LED: 120W - 100-240Vac/24Vdc 21.000 lumen - 3000 Kelvin (4000 Kelvin upon request) <b>Dim. with:</b> PWM, 1-10 or Potentiometer <b>Made of:</b> Lentiflex® <b>Weight:</b> net Kg 8,3 - gross Kg 12,9 <b>Package:</b> A 114 x 16 x h 16 cm (X6) B 44 x 26 x 6,5 cm		<input type="checkbox"/> PRISMA <input type="checkbox"/> WHITE	HUGSSS6PRS01TAR000EU HUGSSS6WHT01TAR000EU
<b>ARCHITECTURAL SYSTEM 7</b> LED: 140W - 100-240Vac/24Vdc 24.500 lumen - 3000 Kelvin (4000 Kelvin upon request) <b>Dim. with:</b> PWM, 1-10 or Potentiometer <b>Made of:</b> Lentiflex® <b>Weight:</b> net Kg 9,3 - gross Kg 14,6 <b>Package:</b> A 114 x 16 x h 16 cm (X7) B 44 x 26 x 6,5 cm		<input type="checkbox"/> PRISMA <input type="checkbox"/> WHITE	HUGSSS7PRS01TAR000EU HUGSSS7WHT01TAR000EU
<b>ADDITIONAL MAGNETIC ALIGNMENT ROD</b> <b>With:</b> Magnetic System® <b>Made of:</b> Transparent Methacrylate <b>Weight:</b> 0,1 kg		<input type="checkbox"/> TRANSPARENT	ACC00ALL0000T_HUG

## CANOPY DETAILS

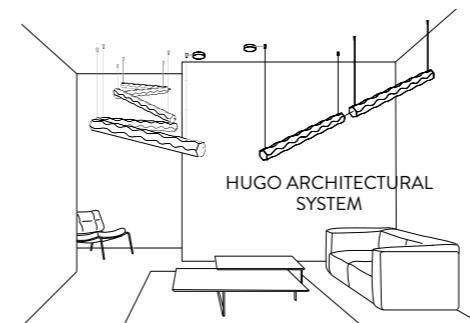


### HUGO ARCHITECTURAL

7-6-5-4: Ø 25,5 cm x h. 5 cm (Ø10" x h. 2")  
2-3: Ø 19 cm x h. 5 cm (Ø 7-1/2" x h 2")

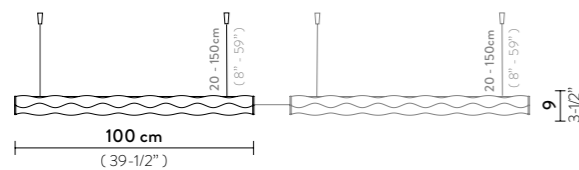
6m. cable kit must be ordered with lamp purchase  
Kit Cavi da 6m da richiedere tassativamente in fase di ordine

## HUGO ARCHITECTURAL SYSTEM COLLECTION

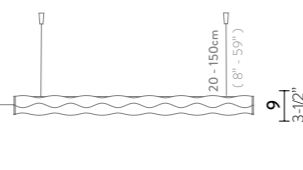


## FINISHES

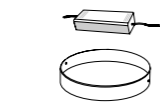




**1 X HUGO MAIN**  
electrified module  
CE IP 20



**HUGO SIDE**  
up to 6 pieces  
CE IP 20



**1 X CEILING ROSE**  
AND POWER SUPPLY  
(variable sizes)



**CONNECTION CABLES**  
30 cm (11-3/4")  
up to 6 pieces

PRODUCT	DIMENSION	COLOUR	CODE
<b>ARCHITECTURAL SYSTEM 2</b> LED: 40W - 100-240Vac/24Vdc 7.000 lumen - 3000 Kelvin (4000 Kelvin upon request) <b>Dimmable with:</b> PWM, 0-10 <b>Made of:</b> Lentiflex® <b>Weight:</b> net 5,7 - gross 9,7 lb <b>Package:</b> A 44,9 x 6,3 x h 6,3 in (X2) B 17,3 x 10,2 x h 2,6 in		<input type="checkbox"/> PRISMA	HUGSSS2PRS01TAR000US
		<input type="checkbox"/> WHITE	HUGSSS2WHT01TAR000US
<b>ARCHITECTURAL SYSTEM 3</b> LED: 60W - 100-240Vac/24Vdc 10.500 lumen - 3000 Kelvin (4000 Kelvin upon request) <b>Dim. with:</b> PWM, 0-10 or Potentiometer <b>Made of:</b> Lentiflex® <b>Weight:</b> net 9,7 - gross 15 lb <b>Package:</b> A 44,9 x 6,3 x h 6,3 in (X3) B 17,3 x 10,2 x h 2,6 in		<input type="checkbox"/> PRISMA	HUGSSS3PRS01TAR000US
		<input type="checkbox"/> WHITE	HUGSSS3WHT01TAR000US
<b>ARCHITECTURAL SYSTEM 4</b> LED: 80W - 100-240Vac/24Vdc 14.000 lumen - 3000 Kelvin (4000 Kelvin upon request) <b>Dim. with:</b> PWM, 0-10 or Potentiometer <b>Made of:</b> Lentiflex® <b>Weight:</b> net 12,8 - gross 19,8 lb <b>Package:</b> A 44,9 x 6,3 x h 6,3 in (X4) B 17,3 x 10,2 x h 2,6 in		<input type="checkbox"/> PRISMA	HUGSSS4PRS01TAR000US
		<input type="checkbox"/> WHITE	HUGSSS4WHT01TAR000US
<b>ARCHITECTURAL SYSTEM 5</b> LED: 100W - 100-240Vac/24Vdc 17.500 lumen - 3000 Kelvin (4000 Kelvin upon request) <b>Dim. with:</b> PWM, 0-10 or Potentiometer <b>Made of:</b> Lentiflex® <b>Weight:</b> net 15 - gross 23,6 lb <b>Package:</b> A 44,9 x 6,3 x h 6,3 in (X5) B 17,3 x 10,2 x h 2,6 in		<input type="checkbox"/> PRISMA	HUGSSS5PRS01TAR000US
		<input type="checkbox"/> WHITE	HUGSSS5WHT01TAR000US

PRODUCT	DIMENSION	COLOUR	CODE
<b>ARCHITECTURAL SYSTEM 6</b> LED: 120W - 100-240Vac/24Vdc 21.000 lumen - 3000 Kelvin (4000 Kelvin upon request) <b>Dim. with:</b> PWM, 1-10 or Potentiometer <b>Made of:</b> Lentiflex® <b>Weight:</b> net 18,3 - gross 28,4 lb <b>Package:</b> A 44,9 x 6,3 x h 6,3 in (X6) B 17,3 x 10,2 x h 2,6 in		<input type="checkbox"/> PRISMA	HUGSSS6PRS01TAR000US
		<input type="checkbox"/> WHITE	HUGSSS6WHT01TAR000US
<b>ARCHITECTURAL SYSTEM 7</b> LED: 140W - 100-240Vac/24Vdc 24.500 lumen - 3000 Kelvin (4000 Kelvin upon request) <b>Dim. with:</b> PWM, 1-10 or Potentiometer <b>Made of:</b> Lentiflex® <b>Weight:</b> net 20,5 - gross 32,2 lb <b>Package:</b> A 44,9 x 6,3 x h 6,3 in (X7) B 17,3 x 10,2 x h 2,6 in		<input type="checkbox"/> PRISMA	HUGSSS7PRS01TAR000US
		<input type="checkbox"/> WHITE	HUGSSS7WHT01TAR000US
<b>ADDITIONAL MAGNETIC ALIGNMENT ROD</b> <b>With:</b> Magnetic System® <b>Made of:</b> Transparent Methacrylate <b>Weight:</b> 0,122 lb		<input type="checkbox"/> TRANSPARENT	ACC00ALL0000T_HUG

### CANOPY DETAILS

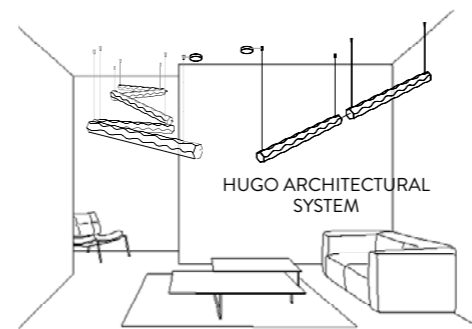


#### HUGO ARCHITECTURAL


7-6-5-4: Ø 25,5 cm x h. 5 cm (Ø10" x h. 2")  
2-3: Ø 19 cm x h. 5 cm (Ø 7-1/2" x h. 2")

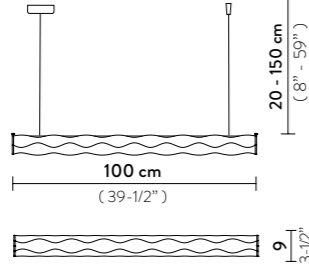
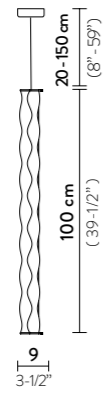
6m. cable kit must be ordered with lamp purchase  
Kit Cavi da 6m da richiedere tassativamente in fase di ordine

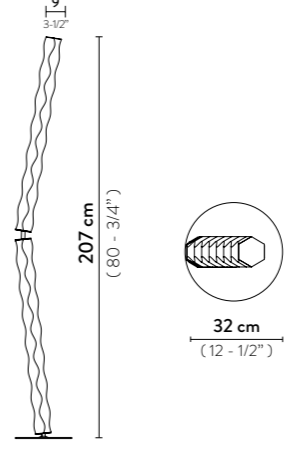
### HUGO ARCHITECTURAL SYSTEM COLLECTION



### FINISHES



PRODUCT / PRODOTTO	DIMENSIONS / MISURE	COLOUR/COLORE	CODE / CODICE
<b>SUSPENSION</b> LED: 25W - 100-240Vac/24Vdc 3.500 lumen - 3000 Kelvin (4000 Kelvin upon request) Dimmable with: PWM, 0-10 Made of: Lentiflex® Weight: net Kg 1,35 - gross Kg 2,20 Package: 114 x 16 x h. 16 cm		<input type="checkbox"/> PRISMA	HUGS000PRS01THR000EU
		<input type="checkbox"/> WHITE	HUGS000WHT01THR000EU
<b>SUSPENSION VERTICAL</b> LED: 25W - 100-240Vac/24Vdc 3.500 lumen - 3000 Kelvin (4000 Kelvin upon request) Dimmable with: PWM, 0-10 Made of: Lentiflex® Weight: net Kg 1,35 - gross Kg 2,20 Package: 114 x 16 x h. 16 cm		<input type="checkbox"/> PRISMA	HUGS000PRS01TVT000EU
		<input type="checkbox"/> WHITE	HUGS000WHT01TVT000EU
ADDITIONAL DIMMING SYSTEM <b>DALI, CASAMBI, TRIAC,</b> UPON REQUEST			

PRODUCT / PRODOTTO	DIMENSIONS / MISURE	COLOUR/COLORE	CODE / CODICE
<b>FLOOR</b> LED: 40W -100~240Vac/24Vdc 7.000 lumen - 3000 Kelvin - Dimmable Made of: Lentiflex® - Stainless steel With: Integrated Dimmer Weight: net Kg 6,2 - gross Kg 8,4 Package: A 114 x 16 x h. 16 cm - Kg 2,10 B 114 x 16 x h. 16 cm - Kg 2,65 C 47 x 47 x h. 7 cm - Kg 3,65		<input type="checkbox"/> PRISMA	HUGFM00PRS00000000EU
		<input type="checkbox"/> WHITE	

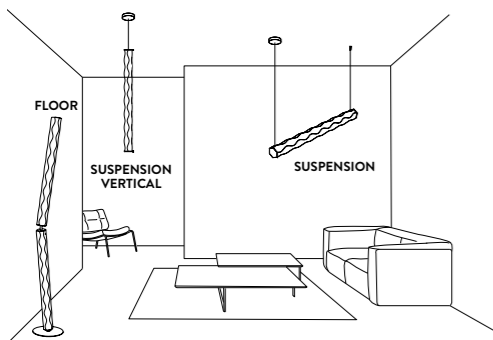
## CANOPY DETAILS



### HUGO - HUGO VERTICAL

Ø 14 cm x h. 4,5 cm (Ø 5-1/2" x h. 1-3/4")  
 6m. cable kit must be ordered with lamp purchase  
 Kit Cavi da 6m da richiedere tassativamente in fase di ordine

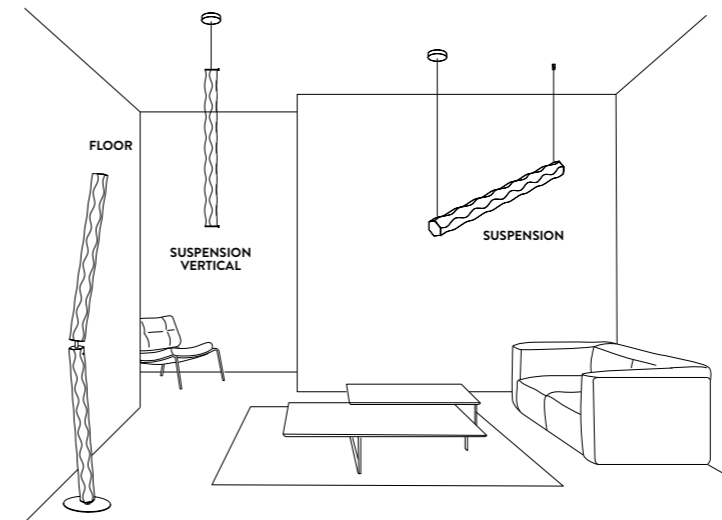
## HUGO ENTIRE COLLECTION



## FINISHES

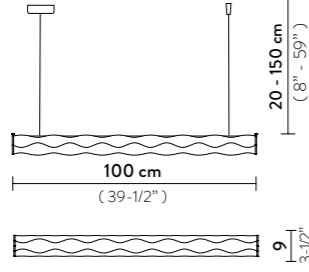
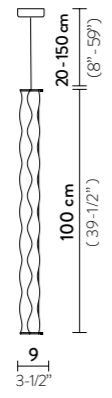


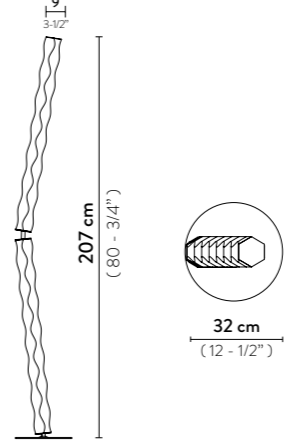
## HUGO ENTIRE COLLECTION



## FINISHES



PRODUCT	DIMENSION	COLOUR	CODE
<b>SUSPENSION</b> LED: 25W - 100-240Vac/24Vdc 3.500 lumen - 3000 Kelvin (4000 Kelvin upon request) Dimmable with: PWM, 0-10 Made of: Lentiflex® Weight: net 3,3 - gross 5,5 lb Package: 44,9 x 6,3 x h 6,3 in		<input type="checkbox"/> PRISMA	HUGS000PRS01THR000US
		<input type="checkbox"/> WHITE	HUGS000WHT01THR000US
<b>SUSPENSION VERTICAL</b> LED: 25W - 100-240Vac/24Vdc 3.500 lumen - 3000 Kelvin (4000 Kelvin upon request) Dimmable with: PWM, 0-10 Weight: net 3,3 - gross 5,5 lb Package: 44,9 x 6,3 x h 6,3 in		<input type="checkbox"/> PRISMA	HUGS000PRS01TVT000US
		<input type="checkbox"/> WHITE	HUGS000WHT01TVT000US
		ADDITIONAL DIMMING SYSTEM <b>DALI, CASAMBI, TRIAC,</b> UPON REQUEST	

PRODUCT	DIMENSION	COLOUR	CODE
<b>FLOOR</b> LED: 40W -100~240Vac/24Vdc 7.000 lumen - 3000 Kelvin - Dimmable Made of: Lentiflex® - Stainless steel With: Integrated Dimmer Weight: net 13,7 - gross 18,1 Package: A 44,9 x 6,3 x h 6,3 in - 4,6 lb B 44,9 x 6,3 x h 6,3 in - 5,8 lb C 15,2 x 14,2 x h 3,9 in - 7,7 lb		<input type="checkbox"/> PRISMA	HUGFM00PRS00000000US
		ADDITIONAL DIMMING SYSTEM <b>DALI, CASAMBI, TRIAC,</b> UPON REQUEST	

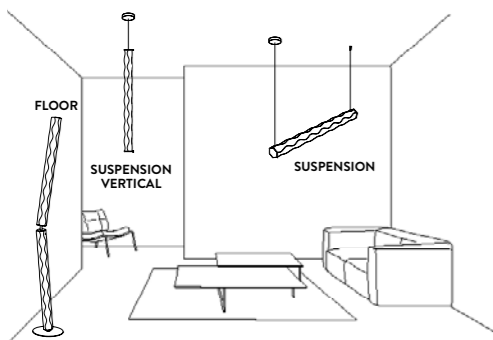
## CANOPY DETAILS



### HUGO - HUGO VERTICAL

Ø 14 cm x h. 4,5 cm (Ø 5-1/2" x h. 1-3/4")  
 6m. cable kit must be ordered with lamp purchase  
 Kit Cavi da 6m da richiedere tassativamente in fase di ordine

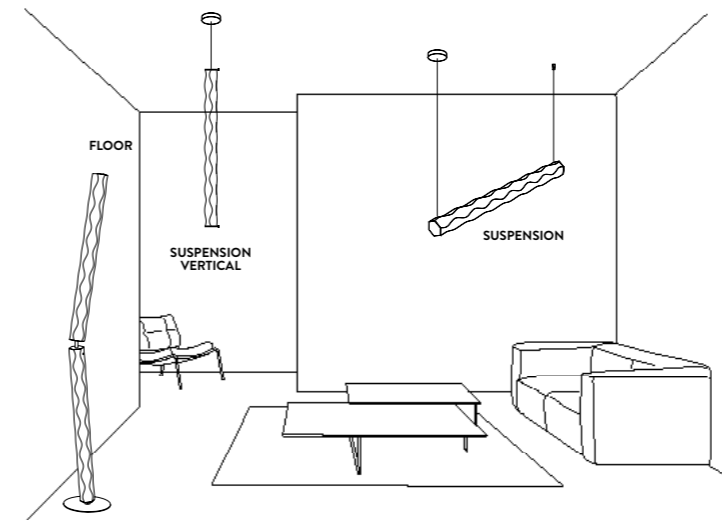
## HUGO ENTIRE COLLECTION



## FINISHES



## HUGO ENTIRE COLLECTION



## FINISHES

